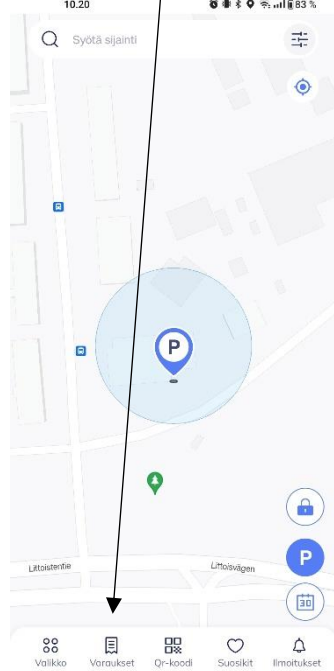
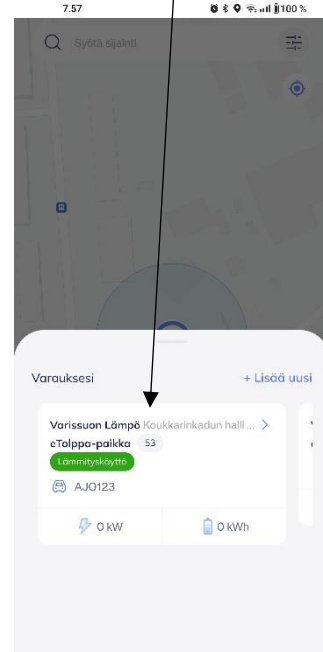


On "reservations" tab you can find timers, vehicles, services and invoices



Choose your parking space



On "Timers" tab you can make quick timing and frequent timing. On frequent timing you can define date and time when your car warms up



On quick timing you put the time that you want the car to warm up.



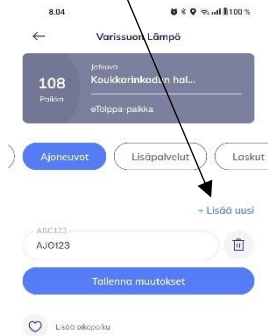
On Eco mode you put only the time that you're leaving. The start of the heating depends on the outside temperature



Outside temperature heating time

- +5°C -> 30min
- +0°C -> 60min
- 5°C -> 90min
- 10°C -> 120min

On Vehicles tab you put all the register plate numbers that are using the parking space by adding a new vehicle.

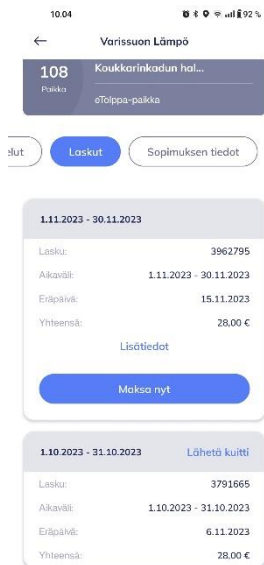


On additional services you can choose if you will use the box for heating or for charging

The cost of the electricity shows here.



On the invoices tab you can find open invoices and receipts for paid invoices.



On the contract information you can change the billing frequency, give up the parking place, add a co-user and read the conditions of contract

Co-user can time the parking space



With the heart tab you can make favorites, so you are able to move quickly to selected feature from the front page

